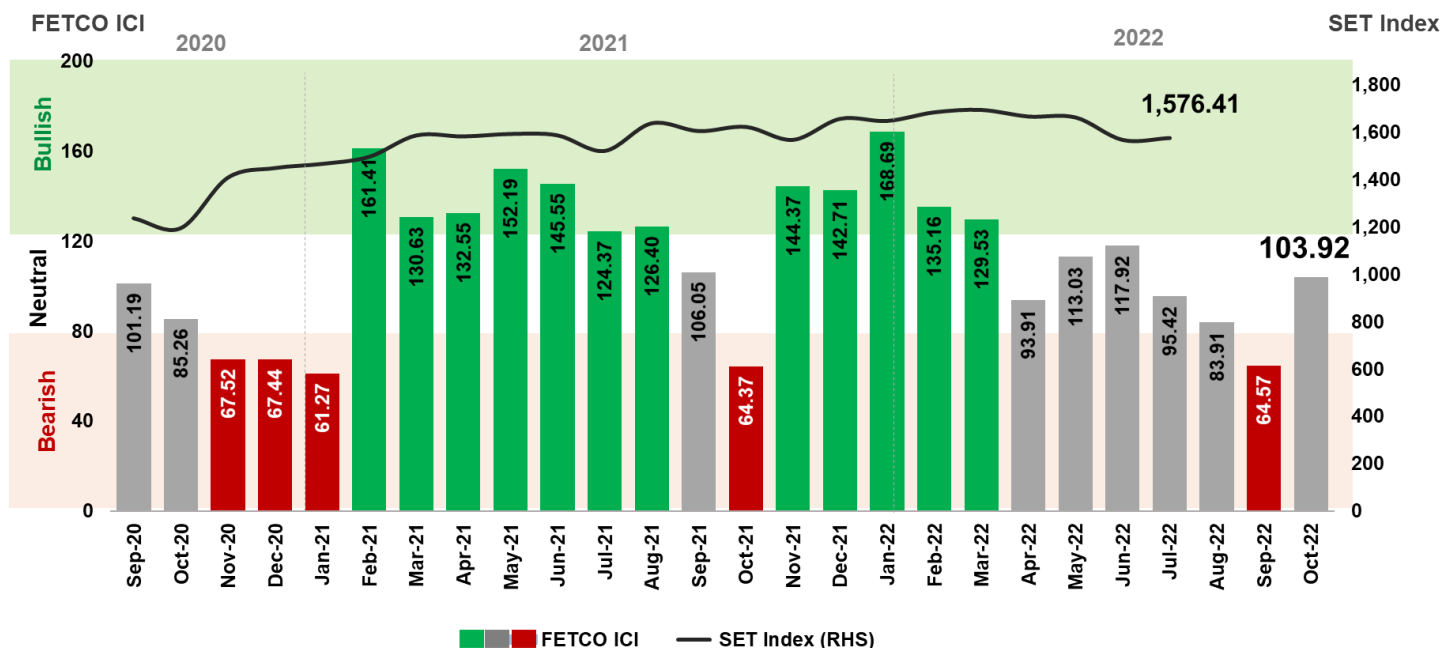


### FETCO ICI Compared to SET Index



FETCO Investor Confidence Index (FETCO ICI) in July, which anticipated the market condition over the next three months, is at 103.92, up 60.9 percent from the previous month, hovering back to “neutral” zone. Tourism recovery is the key driver boosting the confidence, followed by Fed’s monetary policy and local economic recovery. Investors are respectively concerned about geopolitical tensions, Fed’s interest rate hike policy to tame inflation and rising inflation triggered by rising commodities prices in global market.

The most attractive sectors to investors are Banking (BANK), Tourism & Leisure (TOURISM), and Food & Beverage (FOOD), respectively. However, the least attractive ones include Fashion (FASHION), Steel (STEEL), and Energy & Utilities (ENERGY).

Confidence of proprietary investors is in “bullish zone” while that of retail and foreign investors is in “neutral” zone. Confidence of local institutional investors is in “bearish” zone.

#### FETCO INVESTOR CONFIDENCE INDICES

RETAIL ICI	107.69	↔
PROPRIETARY ICI	125.00	↑
LOCAL INSTITUTES ICI	76.47	↓
FOREIGN ICI	100.00	↔

#### FETCO ICI Criterion

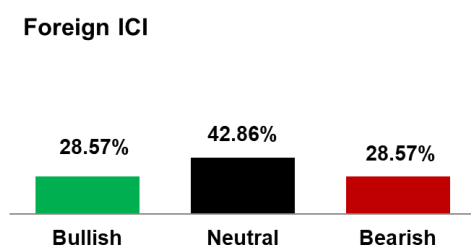
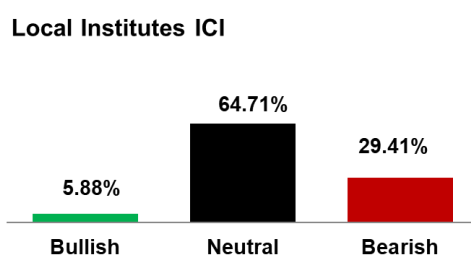
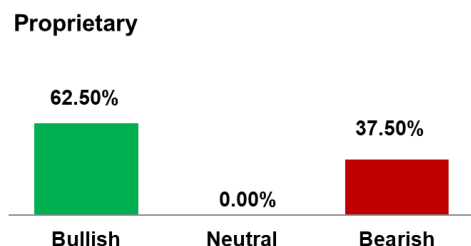
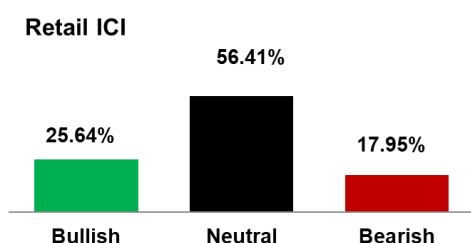
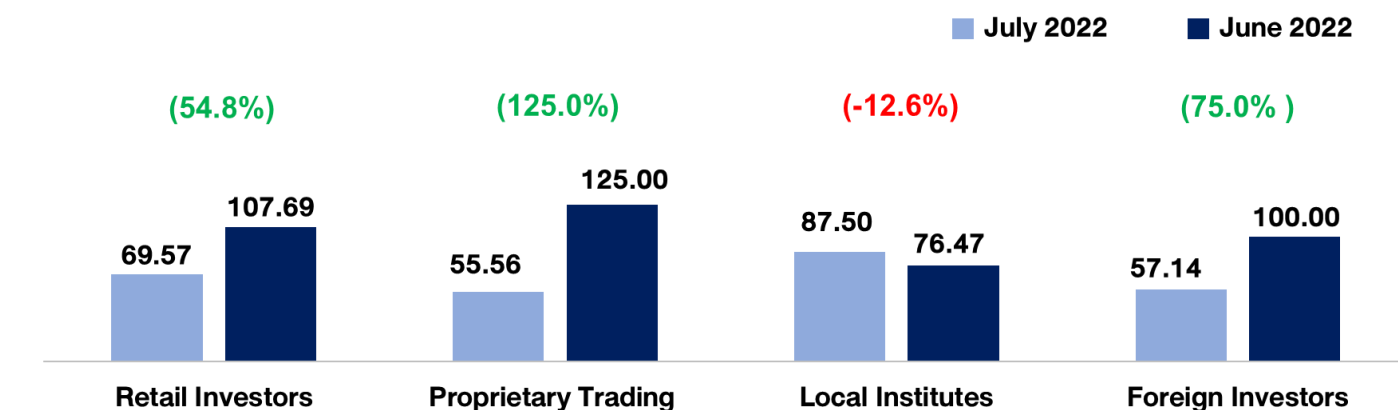
(160 - 200)	Very Bullish	↑↑
(120 - 159)	Bullish	↑
(80 - 119)	Neutral	↔
(40 - 79)	Bearish	↓
(0 - 39)	Very Bearish	↓↓

**Note:** Investor Confidence Index surveys four groups of investors—retail investors, local institutional investors, proprietary trading group, and foreign investors—using a diffusion index with a range from 0 to 200. The index readings are divided into five levels: very bullish; bullish; neutral; bearish; and very bearish.

#### Research Contributors



### Trends in Investor Confidence by Type of Investor



The survey result in July 2022 shows that retail investor's confidence rises 54.8 percent to 107.69. Proprietary trader jumps 125.0 percent to 125.00. Local institutional investor is down 12.6 percent to 76.47 while foreign investor increases 75 percent to 100.00.

In July 2022, the SET Index moved in tight 1,533.37—1,576.41 range on the back of worries over global recession, especially in the United States where inflation rate spiked to 40-year-high. Energy crisis in Europe triggered by supply cut by energy companies in Russia and rising number of COVID-19 positive cases in the country dampened the sentiment. However, Fed raising its policy rate of 75 bps as market earlier anticipated, helped ease some worries. The SET Index at end-July closed at 1,576.41, up 0.5 percent from the previous month. Foreign investors returned from last month's net sellers to become net buyers of THB 4,662.35 million.

External factors to monitor include geopolitical tensions from both lingering Russia-Ukraine conflict and America-China-Taiwan situation, efficiency of Fed's taming inflation approach and how ECB would solve energy crisis in Europe. Thai listed companies' earnings may be impacted by trend of economic slowdown and currency issues in neighboring countries such as Myanmar and Laos. In the meantime, local factors to keep an eye on includes clearer sign of tourism recovery as the government eased travel restrictions, which will have an impact on the country's economic recovery. Also, COVID-19 infection situation will continue to be factored in.

## Most Influential Factor Driving the Stock Market

## Retail Investors

- Most view the tourism recovery as the important factor boosting investor confidence, followed by FED's interest rate policy and Listed companies' performance.

## Proprietary Traders

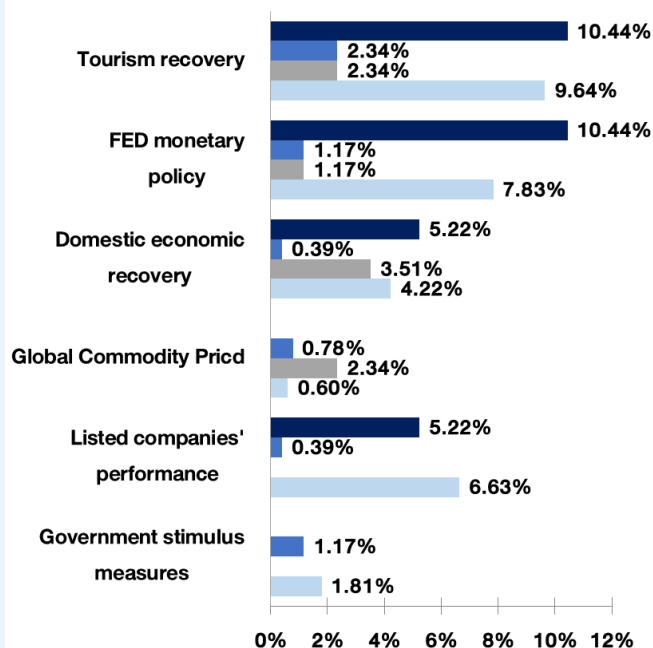
- See the domestic economic recovery as the most supporting investor confidence, followed by the tourism recovery and global commodity price.

## Local Institutional Investors

- Consider the tourism recovery as having positive impact on investor confidence, followed by the FED's interest rate policy and government stimulus measures.

## Foreign Investors

- Believe that the tourism recovery and FED's interest rate policy are the most important factors bolstering investor confidence, followed by the domestic economic recovery and listed companies' performance.



## Most Important Factors Impeding the Stock Market

## Retail Investors

- Consider the inflation to global commodity price as the biggest factor dragging down investor confidence, followed by FED interest rate hike, international conflict and fund outflow.

## Proprietary Traders

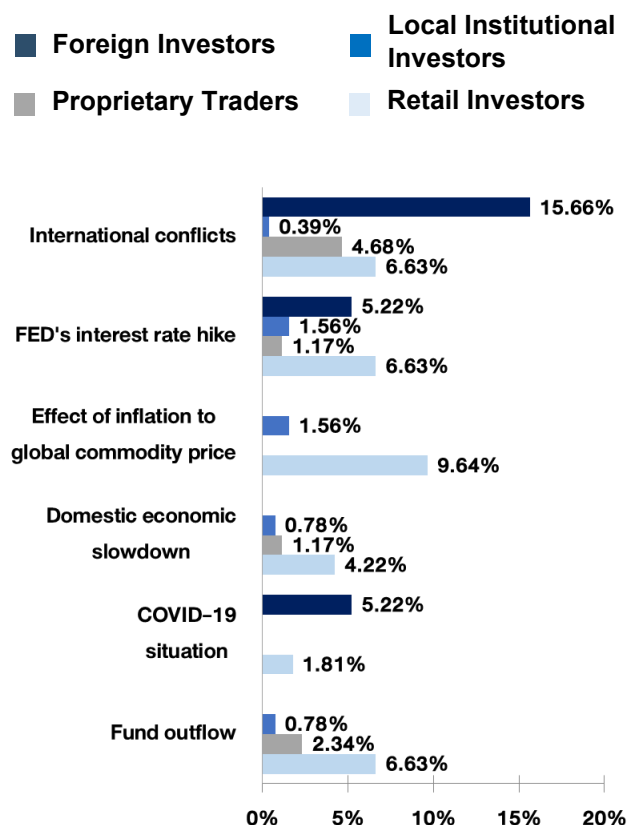
- See international conflict as the primary factors weighing down investor confidence, followed by fund outflow, FED interest rate hike and domestic economic slowdown.

## Local Institutional Investors

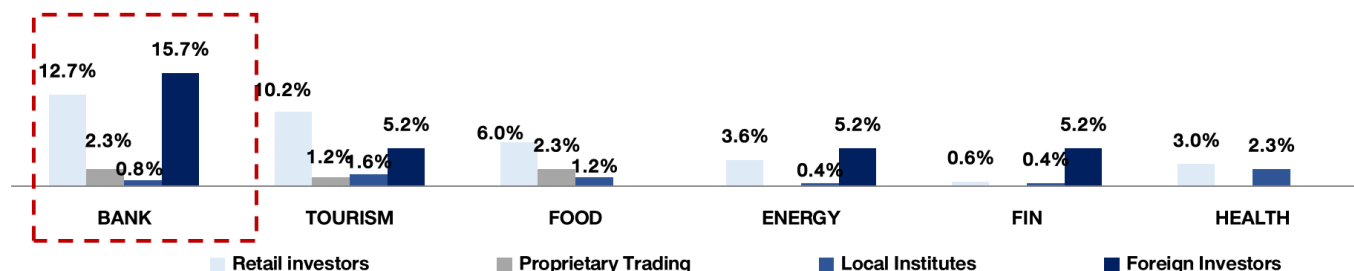
- Believe the effect of inflation to global commodity price and FED interest rate hike have the greatest negative impact on investor sentiment, followed by the domestic economic slowdown and fund outflow.

## Foreign Investors

- View the international conflict clouded sentiment as the most dragging down investor confidence, followed by FED interest rate hike and the COVID-19 infection spikes after the reopening.

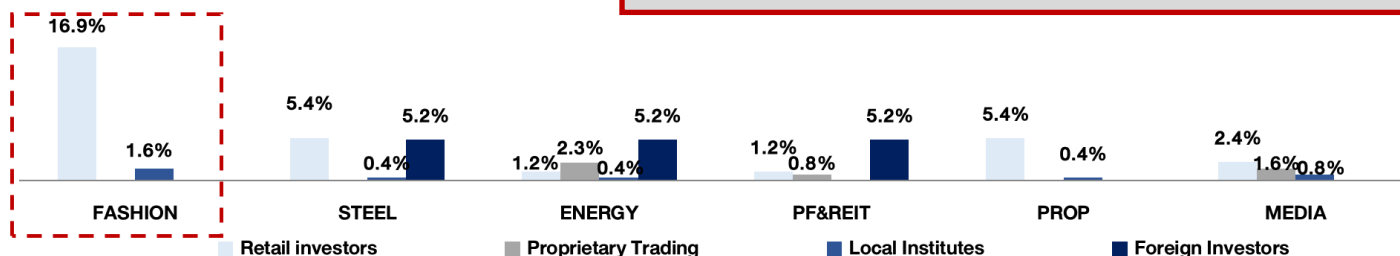


## Most Attractive Sectors to Investors



<b>Retail Investors</b>	See the Banking sector as offering the most interesting investment opportunities, followed by Food & Beverage sector and Tourism & Leisure sector .
<b>Proprietary Trading</b>	Believe the Banking sector and Food & Beverage sector are the most attractive for investors, followed by and Tourism & Leisure sector.
<b>Local Institutes</b>	Consider the Health Care Services sector as having the most attractive investments, followed by the Tourism & Leisure sector and Food & Beverage sector.
<b>Foreign Investors</b>	View the Banking sector is as most attractive investment, followed by Tourism & Leisure sector, Energy & Utilities sector and Finance & Securities sector.

## Least Attractive Sectors to Investors



<b>Retail Investors</b>	Consider the Fashion sector is as most unattractive for investing, followed by Property Development sector and Steel & Metal Products sector.
<b>Proprietary Trading</b>	Find the Energy & Utilities sector is as the least interesting for investing, followed by Media & Publishing sector and Property Fund & REITs sector.
<b>Local Institutes</b>	Believe that the Fashion sector provides unattractive investment options, followed by Media & Publishing sector, Property Development sector, Energy & Utilities sector and Steel & Metal Products sector.
<b>Foreign Investors</b>	See the Steel & Metal Products sector, Energy & Utilities sector and Property Fund & REITs sector as offering few investment opportunities of interest.

### Disclaimer

The FETCO Investor Confidence Survey is prepared by the Federation of Thai Capital Market Organizations (FETCO) whose objective is to develop and promote statistics related to the Thai capital market as a tool to analyze the directional trends of the stock market for the next three months in order to allow investors and other interested parties to be able to use such information as a guide reflecting overall economic conditions. Thus, this index is prepared as a forecast of capital market movement by a diverse group of investors with varying opinions. The parties preparing the index do not guarantee the correctness of the information provided and are not responsible for any losses incurred from use of the information. The parties preparing this information retain lawful rights to its content, and If the information provided in this document or any component thereof is referred to or published in any manner whatsoever, whether it be text, images, content, or presentations, or if any party copies, forges, reproduces, modifies, publishes, or takes any other action for commercial exploitation or unlawful use of the information without prior permission, whether in part or in whole, the parties preparing this information reserve the right to take any action as allowed by law.

### Federation of Thai Capital Market Organization (FETCO)

✉ FETCO@set.or.th

☎ 02 009 9520  
02 009 9506  
02 009 9484



### Research Contributors

