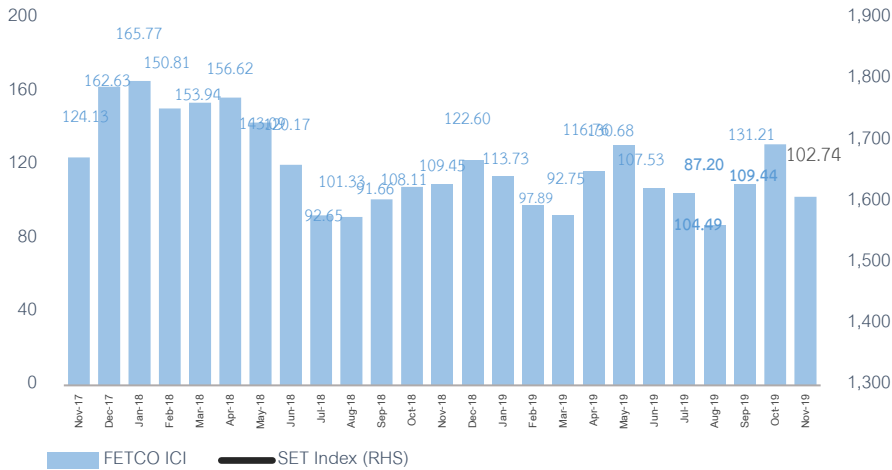
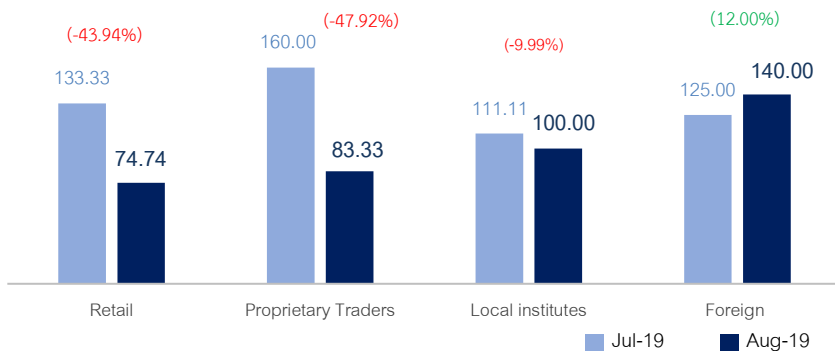


FETCO ICI Compared to SET Index



Note: Investor Confidence Index surveys four groups of investors— retail investors, local institutional investors, proprietary trading group, and foreign investors— using a diffusion index with a range from 0 to 200. The index readings are divided into five levels: very bullish; bullish; neutral; bearish; and very bearish.

Trends in Investor Confidence by Type of Investor



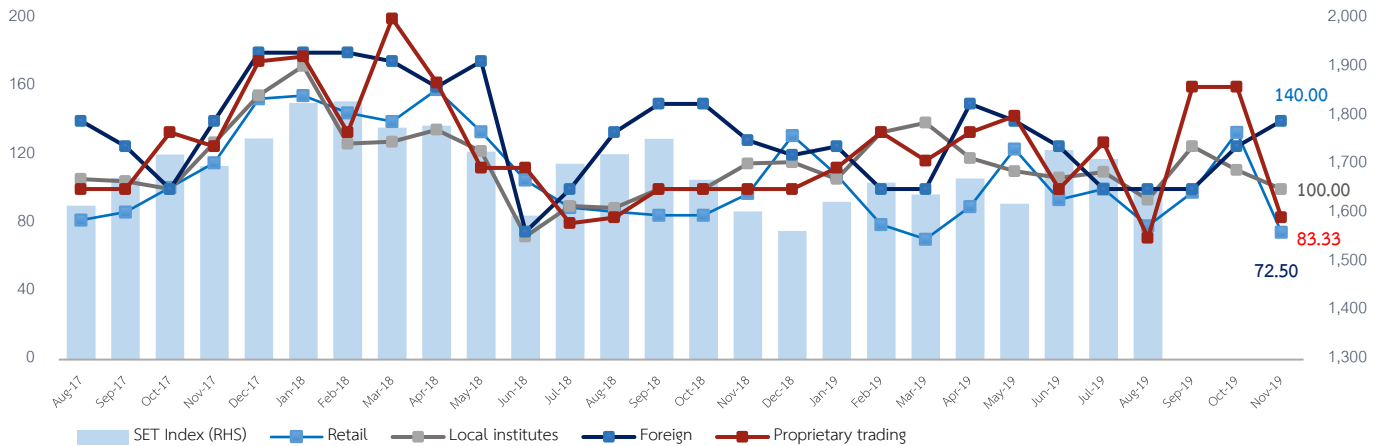
FETCO Investor Confidence Index (ICI) for the next three months **dropped 21.70%**, and fell into neutral territory. Concerns over international conflicts were the biggest drag on investor confidence followed by worries about listed company performance and the domestic economy. At the same time, anticipation about the US Federal Reserve's moves on monetary policy had the greatest positive impact on investor confidence, followed by government policy and the domestic economy.

Investors found the Commerce (COMM), Energy & Utilities (ENERG), and Information & Communication Technology (ICT) sectors attractive for investment, while finding few investment opportunities in Petrochemicals and Chemicals (PETRO), Banking (BANK), and Electronic Components (ETRON).

FETCO Investor Confidence Index (ICI) for August stood at 102.74, down 21.70% and falling into the neutral zone from the previous month's bullish. With regard to the ICIs for each investor group, proprietary trader ICI dropped to 83.33, falling significantly from very bullish to the neutral zone. Retail investors fell to 74.74, dropping from the bullish zone into bearish. Local institutional investors decreased slightly to 100.00 and remained neutral, while foreign investor ICI stayed in bullish territory as it rose to 140.00.

Research Contributors

Investor Confidence Compared to SET INDEX



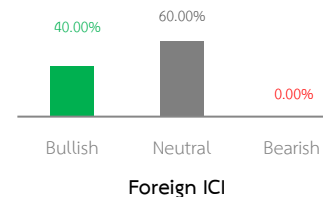
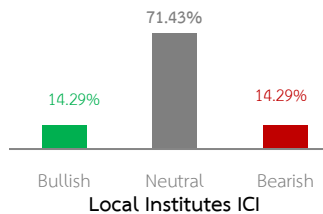
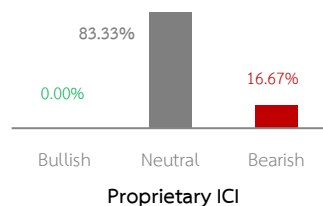
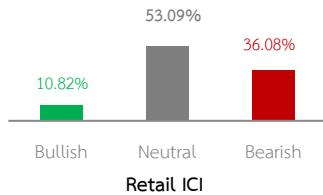
FETCO INVESTOR CONFIDENCE INDICES

RETAIL ICI	74.74	↓
PROPRIETARY ICI	83.33	↔
LOCAL INSTITUTES ICI	100.00	↔
FOREIGN ICI	140.00	↑

FETCO ICI Criterion

(160-200)	Very Bullish	↗↗
(120-159)	Bullish	↑
(80-119)	Neutral	↔
(40-79)	Bearish	↓
(0-39)	Very Bearish	↘↘

August survey results show the FETCO Investor Confidence Index (ICI) experiencing a rather sharp decline and falling into the neutral zone. Retail investors became bearish, while the proprietary trader ICI fell into the neutral zone. Local institutional investors decreased slightly and remained neutral, while foreign investor ICI rose slightly and stayed in bullish territory.



“During August, the Stock Exchange of Thailand (SET) Index dropped rather significantly. The highest level of 1700 points—reached at the beginning of the month—was followed by downward movement along with decreasing volatility before hitting a low of 1590 at the middle of the month, after which the SET Index recovered and gradually increased to 1640–1650 points by the end of the month. Investment trends for the next three months show the factor bolstering investor confidence the most is US monetary policy and the expectation of further policy rate cuts in 2019 and 2020. Other positive factors affecting investors include anticipation of government policies and the gradual implementation of stimulus measures as well as domestic economic conditions with the announcement of better-than-expected export numbers. However, investor confidence continues to be dampened by concerns over the escalating international trade conflict between the United States and China and the resultant retaliatory tariffs imposed by each side. Other factors keeping investors wary include apprehension about listed company earnings and the global economic slowdown’s impact on the domestic economy. International economic factors that investors are closely monitoring include: US Federal Reserve monetary policy; ECB banks and the likelihood of relaxed financial measures including quantitative easing (QE) due to the global economic slowdown; the direction of US-China trade negotiations; and BREXIT with its October 31st, 2019 deadline.

Note: The domestic institutional group includes asset management companies, government pension fund, insurance companies and life insurance

Research Contributors



Most Influential Factor Driving the Stock

▪ **Retail Investors**

Most view US monetary policy as the primary factor boosting investor confidence, followed by domestic economic conditions, government policy, and capital inflows/outflows.

▪ **Proprietary Traders**

See government policies as boosting investor confidence the most, followed by US monetary policy and capital flows.

▪ **Local Institutional Investors**

Consider government policies as encouraging investor confidence the most, followed by US monetary policy and capital flows.

▪ **Foreign Investors**

Are confident that US monetary policy is the factor with the greatest positive impact on investor confidence, followed by domestic economic conditions and capital inflows/outflows.

Most Important Factors Impeding the Market

▪ **Retail Investors**

Worry about international conflicts as the biggest factor dragging down investor confidence, followed by the domestic economy.

▪ **Proprietary Traders**

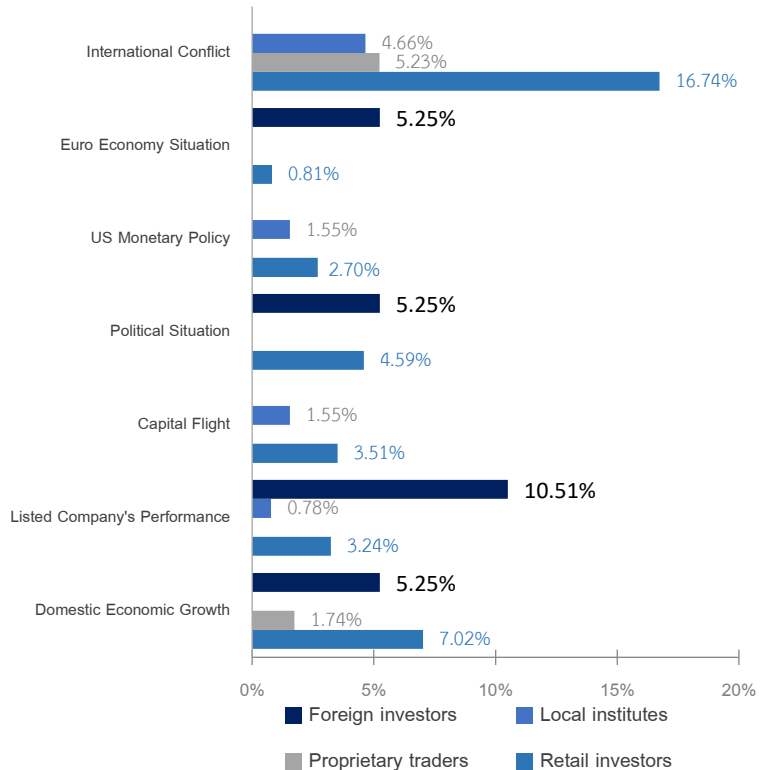
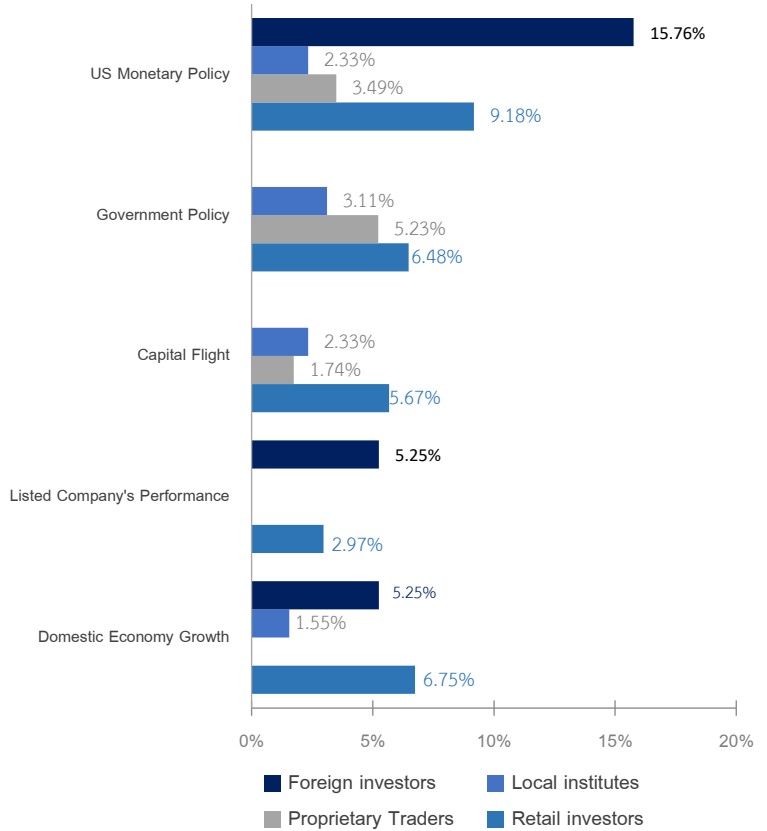
Likewise see international conflicts weighing down investor confidence, followed by domestic economic conditions.

▪ **Local Institutional Investors**

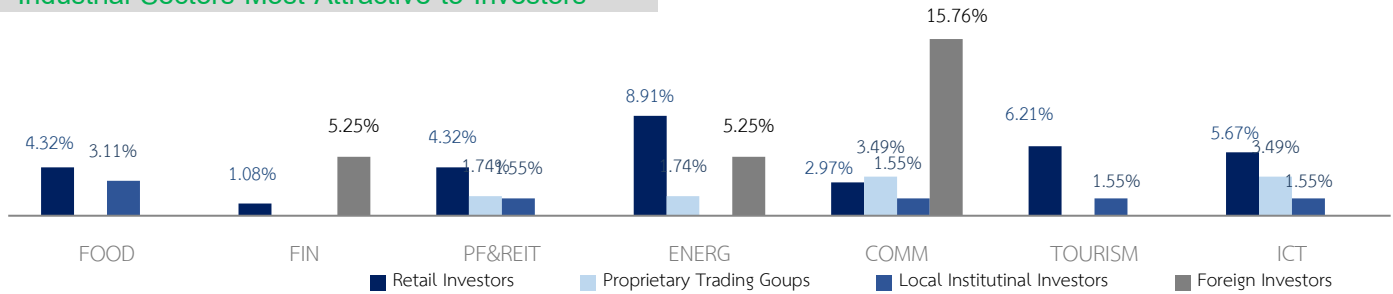
See concerns over international conflicts dragging down confidence the most, followed by capital flows and US monetary policy.

▪ **Foreign Investors**

See the performance of listed companies as having the most negative impact on investor confidence, followed by the Eurozone economic situation, the domestic economy, and domestic politics.



Industrial Sectors Most Attractive to Investors



Retail Investors

See the Energy & Utilities sector as offering the most interesting investment opportunities, followed by Tourism & Leisure and Information & Communication Technology.

Proprietary Traders

Believe the Commerce and Information & Communication Technology sectors are most attractive for investors, followed by Energy & Utilities and Property Fund & REITs.

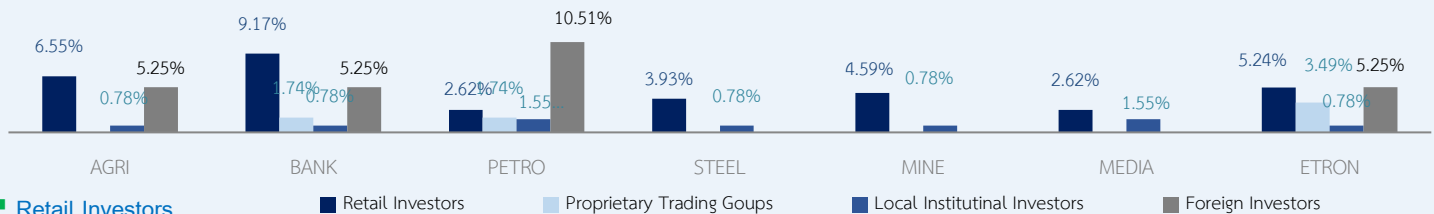
Local Institutional Investors

See the Food & Beverage sector as having the most attractive investments, followed Commerce, Tourism & Leisure, and Property Fund & REITs.

Foreign Investors

View the Commerce sector as the most interesting for investments, followed by Energy & Utilities.

Industrial Sectors Least Attractive to Investors



Retail Investors

Consider the Media & Publishing sector as offering few investment opportunities, followed by Steel and Mining.

Proprietary Traders

Find the Electronic Components sector the least interesting for investing, followed by Banking and Property Development.

Local Institutional Investors

Believe that the Petrochemicals & Chemicals and Media & Publishing sectors provide unattractive investment options, followed by Steel and Property Development.

Foreign Investors

See the Petrochemicals & Chemicals sector as most unattractive for investing, followed by Banking, Agribusiness, and Electronic Components.

Federation of Thai Capital Market Organizations (FETCO)



FETCO@set.or.th



02 009 9371-2

Disclaimer

The FETCO Investor Confidence Survey is prepared by the Federation of Thai Capital Market Organizations (FETCO) whose objective is to develop and promote statistics related to the Thai capital market as a tool to analyze the directional trends of the stock market for the next three months in order to allow investors and other interested parties to be able to use such information as a guide reflecting overall economic conditions. Thus, this index is prepared as a forecast of capital market movement by a diverse group of investors with varying opinions. The parties preparing the index do not guarantee the correctness of the information provided and are not responsible for any losses incurred from use of the information. The parties preparing this information retain lawful rights to its content, and if the information provided in this document or any component thereof is referred to or published in any manner whatsoever, whether it be text, images, content, or presentations, or if any party copies, forges, reproduces, modifies, publishes, or takes any other action for commercial exploitation or unlawful use of the information without prior permission, whether in part or in whole, the parties preparing this information reserve the right to take any action as allowed by law.

Research Contributors

